


# CTEPH149F Series

From 0.56  $\mu\text{H}$  to 2.4  $\mu\text{H}$



## CHARACTERISTICS

**Description:** SMD shielded power inductor (Ultra High Current)

**Applications:** Excellent for power line DC-DC conversion applications used in notebook computers and other handheld electronic equipment

**Operating Temperature:** -40°C to +85°C

**Storage Temperature:** -40°C to +125°C

**Temperature rise:** 40°C Typical at IDC

**Resistance to solder heat:** 260°C for 10 seconds

**Rated Current:** Based on temperature &  $\Delta L / L_0A = 25\%$  Typ. at IDC

**Inductance Tolerance:**  $\pm 20\%$ ,  $\pm 30\%$

**Testing:** Tested on a HP4285A at 100 KHz, 1V

**Packaging:** Tape & Reel

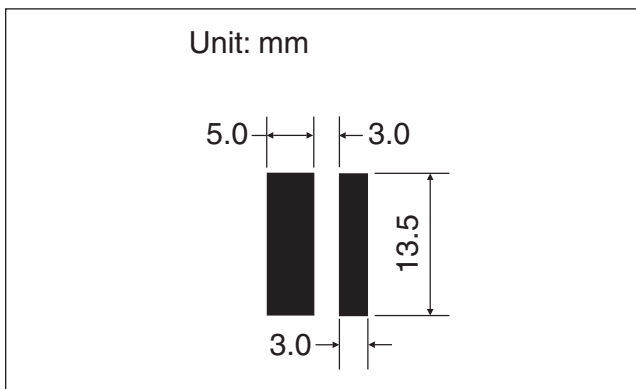
**Marking:** Parts are marked with inductance code

**Miscellaneous:** RoHS Compliant.

**Additional Information:** Additional electrical & physical information available upon request

**Samples available. See website for ordering information.**

## PAD LAYOUT



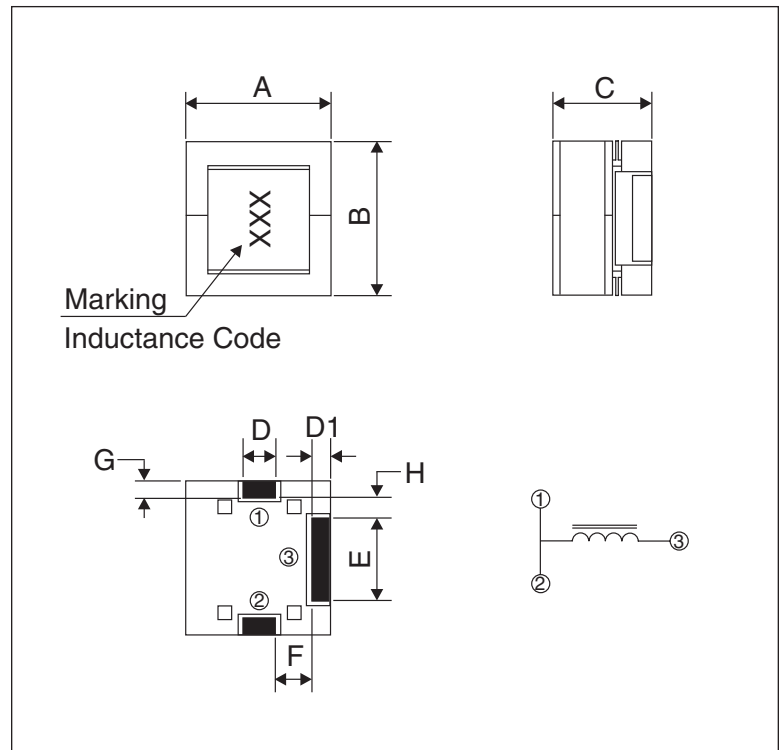
## SPECIFICATIONS

Part numbers indicate tolerance available.  
M =  $\pm 20\%$ , N =  $\pm 30\%$

Part Number	Inductance ( $\mu\text{H}$ )	L Test Freq. (kHz)	DCR Max. ( $\Omega$ )	IDC Max. (A)
CTEPH149F-R56N	0.56	100	0.0010	30
CTEPH149F-1R0M	1.00	100	0.00135	22
CTEPH149F-1R6M	1.60	100	0.0017	18
CTEPH149F-2R2M	2.20	100	0.00235	15
CTEPH149F-2R4M	2.40	100	0.00235	15

## PHYSICAL DIMENSIONS

Size	A	B	C	D	D1	E	F	G	H
mm	14.7 $\pm$ 0.3	15.0 $\pm$ 0.3	9.5 $\pm$ 0.3	4.0 $\pm$ 0.3	2.0 $\pm$ 0.3	8.0 $\pm$ 0.3	4.0 $\pm$ 1.0	2.2 $\pm$ 0.3	1.2 $\pm$ 0.2
inches	0.58 $\pm$ 0.01	0.59 $\pm$ 0.01	0.37 $\pm$ 0.01	0.16 $\pm$ 0.01	0.08 $\pm$ 0.01	0.31 $\pm$ 0.01	0.16 $\pm$ 0.04	0.09 $\pm$ 0.01	0.05 $\pm$ 0.008



07.15.08