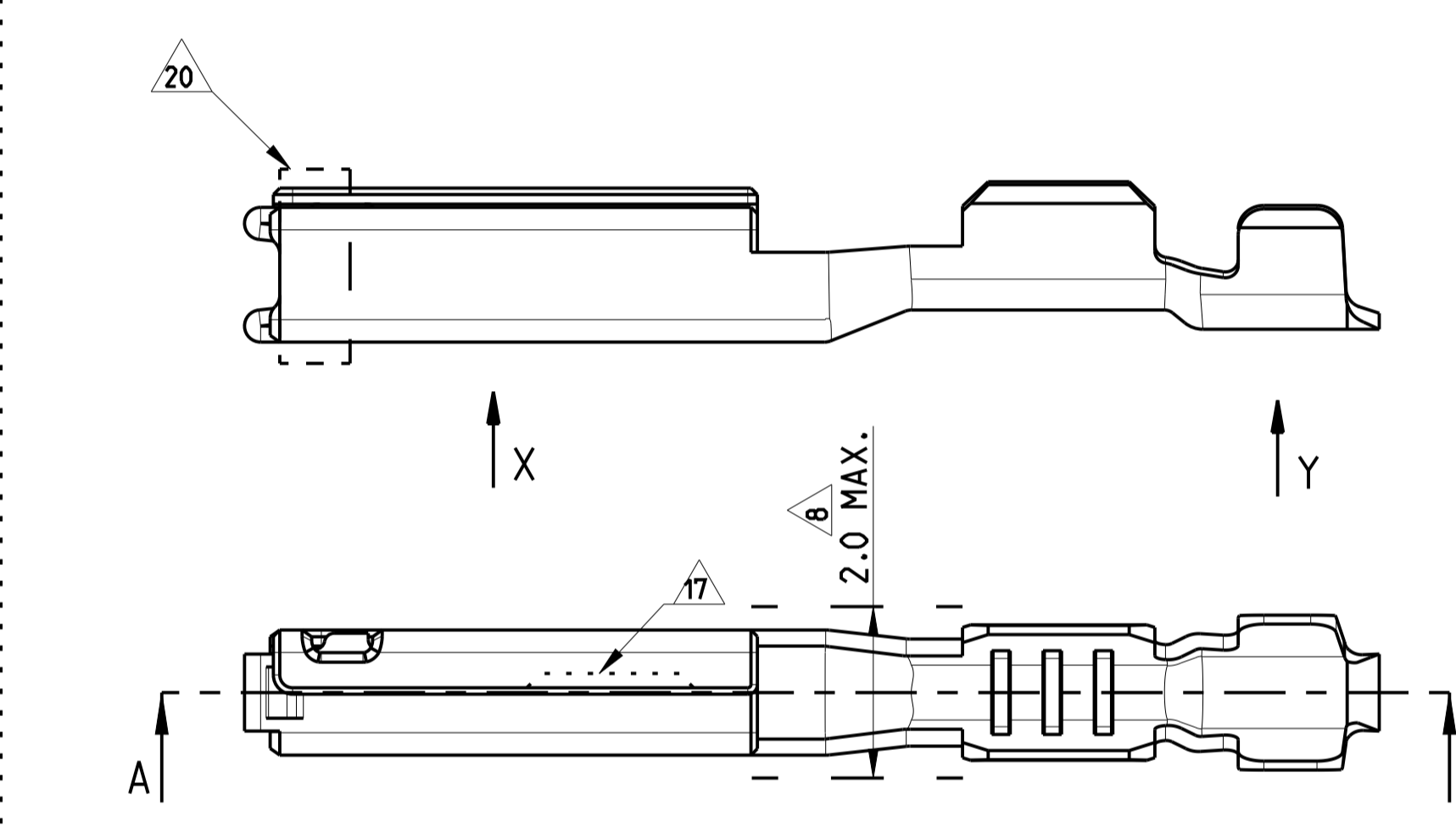
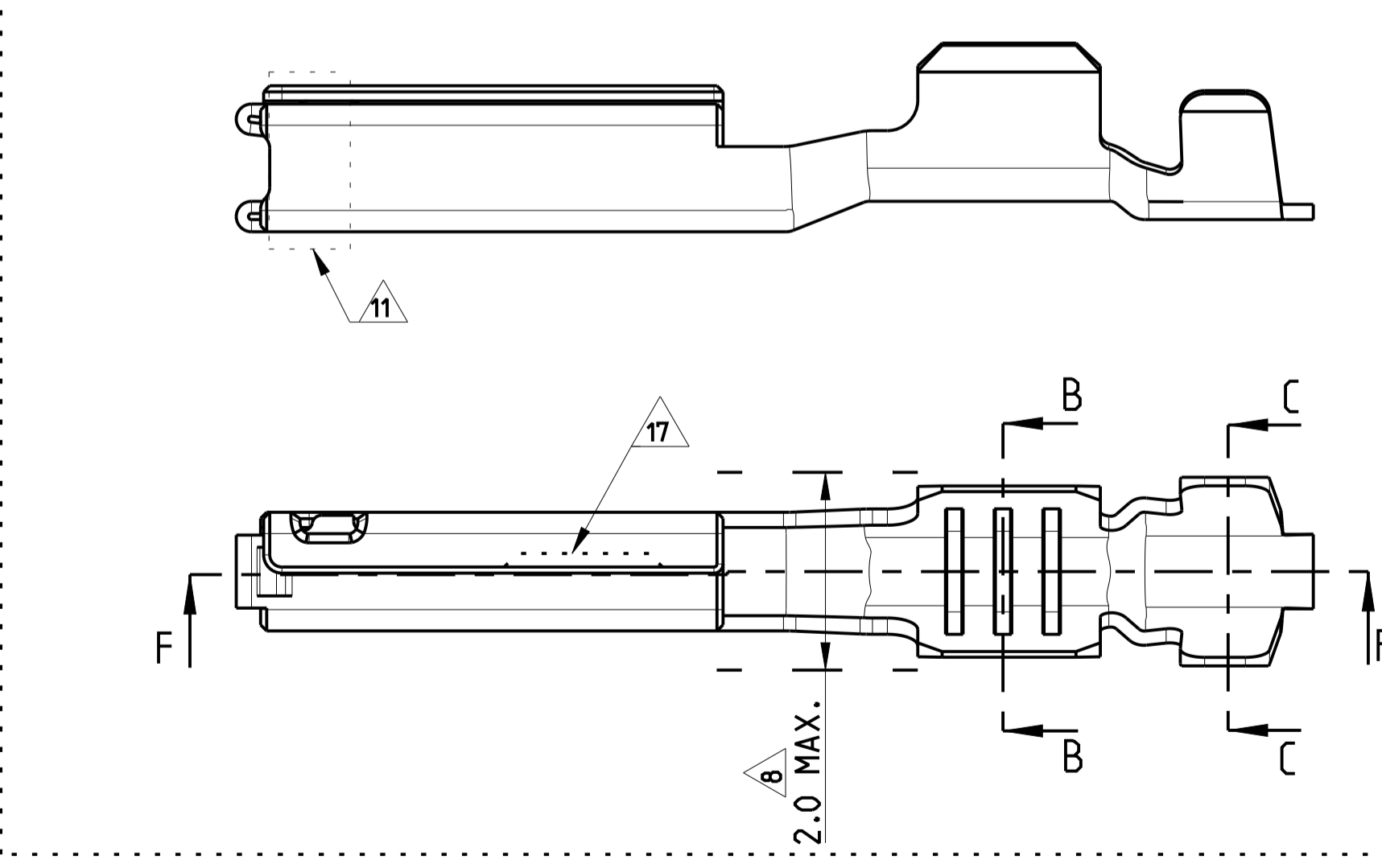


TIN-VERSION



SILVER-VERSION



GOLD-VERSION

REVISIONS				
P	LTN	DESCRIPTION	DATE	APPD
C	SEE ECR-14-012287		01SEP2014	SS GS
C1	ECR-15-010934		23JUL2015	SS GS
D	REV PER ECO-20-007097		14OCT2020	GTG WW
D1	REV PER ECO-21-002916		08MAR2021	RGV WW

- NOTES:
- MATERIAL: COPPER ALLOY. MATERIAL THICKNESS 1-0.25±0.01
 - MUST BE FREE OF CRACKS AND BURRS THAT AFFECT FUNCTIONS.
 - WHEN A TIN/GOLD PLATED TERMINAL IS USED ON THE MALE SIDE THEN THE CORRESPONDING PLATING (TIN OR GOLD) MUST BE USED ON THE FEMALE TERMINAL.
 - NICKEL UNDERPLATE 0.1µm MIN. UNLESS OTHERWISE NOTED.
 - 0.2 mm MAX RADIUS PERMISSIBLE ON EDGES AND FILLETS SHOWN AS SHARP FOR STAMPING PARTS.
 - GOLD PLATING 0.76µm MIN. OVER NICKEL 1.8µm MIN. (CONTACT AREA ONLY).
 - LUBRICATION: OPTIMOL
 - THE WIDTH OF THE TRANSITION (INDICATED AREA) MAY NOT EXCEED 2.0MM
 - TE CONNECTIVITY-CRIMP SPECIFICATION: 114-13060
 - "G" MARKING TO IDENTIFY Au VERSION
 - GOLD PLATING (±0.38µm Au) FOR GOLD SHORTING BAR APPLICATIONS VALID FOR 1393366-2 AND 1393365-2 ONLY
 - SILVER PLATING 3-5µm OVER NICKEL 0.5µm MIN. (CONTACT AREA ONLY)
 - TARNISH FOR SILVER VERSION
 - TIN PLATING 2-4µm OVER NICKEL (CRIMP AREA ONLY)
 - SILVER MARKING
 - ALTERNATE LOGO "TE" OR "1" IS ALLOWED
 - OPTIONAL NOTCH DESIGN ALLOWED
 - FOR SILVER PLATING: ELECTRICAL PERFORMANCE IS NOT AFFECTED BY GRAY OR BLACK TARNISH ON THE SILVER PLATING SURFACE. ACCEPTABLE SILVER SURFACE CAN INCLUDE GRAY OR BLACK TARNISH.
 - TIN PLATING 0.6µm MIN. OVER NICKEL (CRIMP AREA ONLY)
 - SILVER PLATING (±0.5µm Ag) FOR SILVER SHORTING BAR APPLICATIONS. VALID FOR 1393366-2 AND 1393367-2 ONLY.
 - DEM REQUIRED PART NUMBER FOR TRACEABILITY. THIS PART NUMBER IS SAME AS P/N 0-1393367-2.
 - DEM REQUIRED PART NUMBER FOR TRACEABILITY. THIS PART NUMBER IS SAME AS P/N 0-1393366-2.
 - PRE-PLATED TIN 2-4µm ALL OVER.

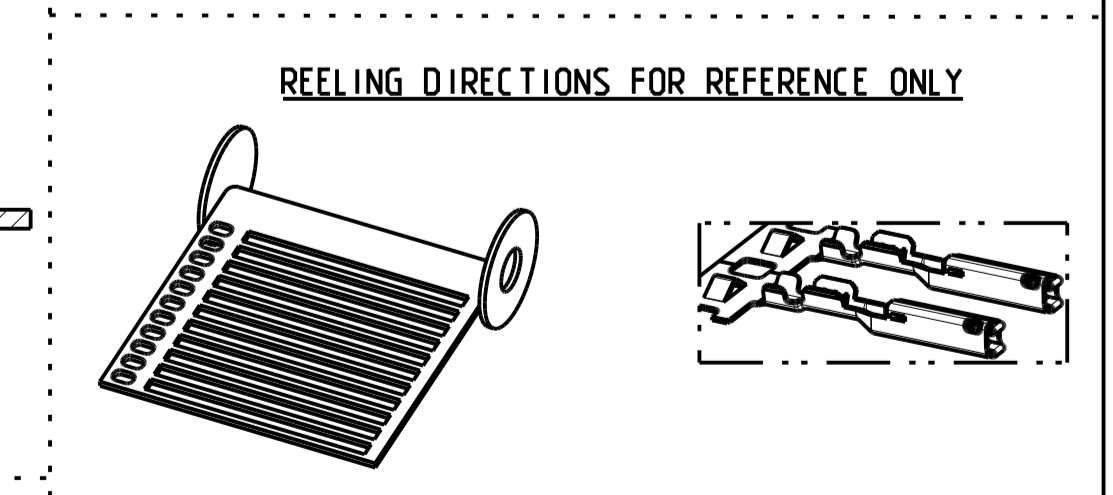
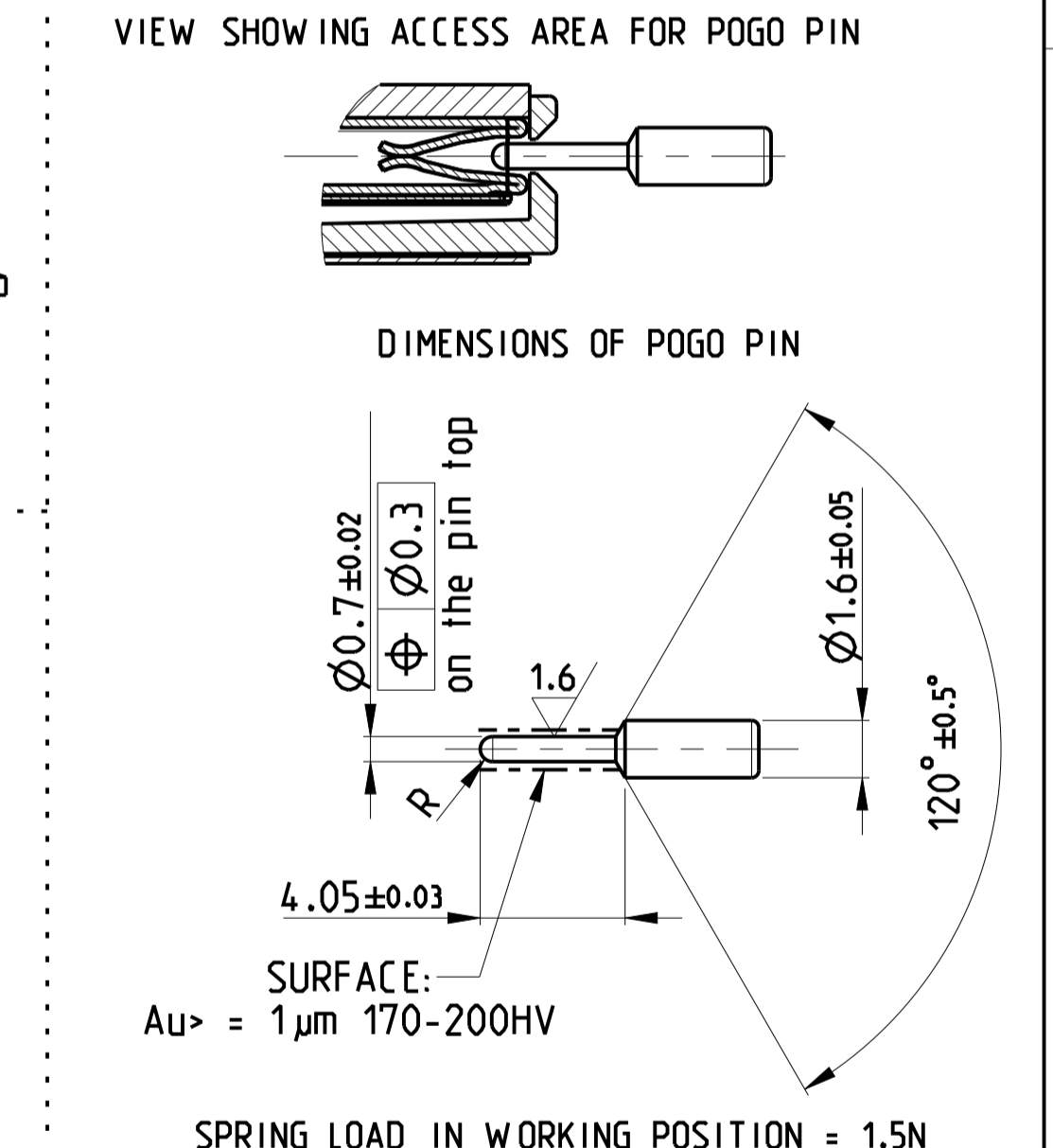


TABLE 1: TERMINAL CRIMP & GRIP REFERENCE TABLE.

PART NO.	PART-REV.	PLATING SPECIFICATION	WEIGHT	CONDUCTOR WIRE SIZE	DIMENSIONS				CONDUCTOR CRIMP INFO	INSULATION CRIMP INFO	MATERIAL TYPE
					A1	A2	R1	R2			
0-1393364-1		GOLD PLATING	0.22g	0.22	2.11	2.4	0.45	0.6	A	SEE TE Connectivity SPEC 114-13060	CuNi35SiMg DIN 1777
0-1393364-2	B	GOLD PLATING		0.35	2.11	2.4	0.45	0.6	A		
0-1393367-2		SILVER PLATING	0.22g	0.22	2.11	2.4	0.45	0.6	A		
2-1393367-2	B	SILVER PLATING		0.35	2.11	2.4	0.45	0.6	A		
0-1393367-1	B	TIN PLATING	0.22g	0.22	2.11	2.4	0.45	0.6	A		
0-1393365-1	B	GOLD PLATING		0.35	2.11	2.4	0.45	0.6	A		
0-1393365-2		GOLD PLATING	0.22g	0.50	2.8	3.1	0.6	0.2	B		
0-1393366-2	B	SILVER PLATING		0.50	2.8	3.1	0.6	0.2	B		
2-1393366-2	B	SILVER PLATING		0.75	2.8	3.1	0.6	0.2	B		
0-1393366-1		TIN PLATING	0.22g	0.50	2.8	3.1	0.6	0.2	B		
0-1393366-1	B	TIN PLATING		0.50	2.8	3.1	0.6	0.2	B		
0-1393366-1	B	TIN PLATING		0.75	2.8	3.1	0.6	0.2	B		

THIS DRAWING IS A CONTROLLED DOCUMENT.

TE Connectivity logo and product information: GET FEMALE TERMINAL, GET BUCHSEN KONTAKT.

Part number: 00779, C=1393364

Scale: 10:1, Sheet 1 of 1, Rev 01